


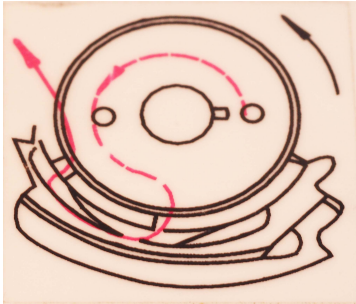



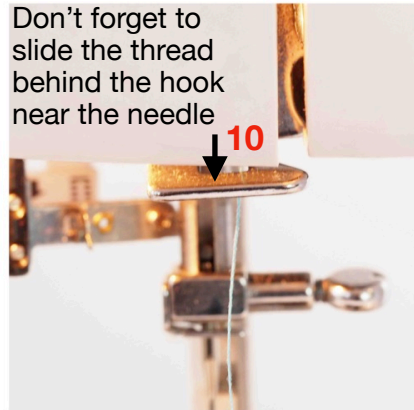



# Husqvarna Viking H Class 100Q

## Bobbin thread



## Top thread






Press the needle button twice to take the needle down & up again **13**



Notice how the thread is the shape of a capital letter N



**Tip 1**  
Check the thread slots between the hidden tension discs where the ★ is marked



**Tip 2**  
Keep the presser foot raised when threading the machine as this keeps the hidden tension discs open to allow the thread to pass through.